

**The Church of the Holy Comforter (Anglican Rite),  
18 Davies Place, Poughkeepsie, NY 12601-2206**  
**Organ Specifications Compiled by Joseph Bertolozzi, December 20, 2006**  
**Organ photos taken in May & July 2010 by Tom Walters**  
**Updated information, May 12, 2011**

**Midmer Losh Inc., 1924 III/31, Electro-Pneumatic action** (*Extant, not playable*)

- The organ is in chambers at the front of the room, with visible façade pipes.
- Console in fixed position on the left, “Gospel,” side.
- Traditional style console with roll top.
- Concave radiating pedalboard.
- Balanced swell pedals, standard AGO placement.
- Adjustable combination pistons

The Church of the Holy Comforter’s first organ was an 1860 Hall & Labagh organ from New York City. It was rebuilt by Reuben Midmer & Sons in 1901 with tubular pneumatic action. Apparently, this action didn’t work well (or was not very permanent), because the organ was rebuilt again by Midmer-Losh in 1924 as a three-manual instrument with electro-pneumatic action. *This historical information was supplied by Stephen Pinel, Archivist of the Organ Historical Society.*

**Great (61 notes)**

Open Diapason 8  
Melodia 8  
Viol D’Gamba 8 (sic)  
Gemshorn 8  
Dulciana 8  
Octave 4  
Flute 4  
Superoctave 2  
Horn 8’ (missing)  
Swell to Great 8  
Swell to Great 4’  
Swell to Great 16’  
Choir to Great 8  
Choir to Great 4  
Choir to Great 16

**Swell (61 notes)**

Lieblich Gedeckt 16’  
Open Diapason 8’  
Gedeckt 8  
Quintadena 8  
Viol D’Orchestre 8’ (sic)  
Viol Celeste 8  
Flute 4  
Flautino 2  
Cornopean 8  
Oboe 8 (missing; see note below)  
Vox Humana 8  
Tremulant  
Swell to Swell 4’ (red print)  
Swell to Swell 16’ (black print)



Church designed by Richard Upjohn, cornerstone laid October 25, 1860

**Choir (61 notes)**

Violin Diapason 8  
 Stopped Diapason 8  
 Salicional 8  
 Vox Celeste 8  
 Flute Harmonic 4  
 Violina 4  
 Clarinet 8  
 Tremulant  
 Chimes (in the Sw. chamber!)  
 Swell to Choir  
 Choir to Choir 16  
 Choir to Choir 4

**Pedal (32 Notes)**

Resultant 32'  
 Bourdon 16  
 Lieblich Gedackt 16  
 Bass Flute 8'  
 Great to Pedal  
 Swell to Pedal (white tongue)  
 Swell to Pedal 4 (red tongue)  
 Choir to Pedal

**Pistons**

4 General  
 4 Great  
 4 Swell  
 4 Choir

**Button**

Ped. To Manual – Cut out

**Combination Pedals:**

Gt. To Ped. Reversible  
 Sforzando

**Expression Pedals (balanced)**

Choir  
 Swell  
 Crescendo





The console



Just below the keyboards: coupler actions and combination actions.  
 The magnets are coupler and stop primaries.

- NB Some stop names include the "foot length" indication with an apostrophe after the number, i.e.: 8' rather than simply 8 (like the Great Horn 8'). All names appear in the above stoplist as they appear on the stop tongues; note the Pedal "Gedackt" spelling as opposed to the Swell "Gedeckt" spelling for the same rank of pipes transmitted from the Swell to the Pedal.
- According to the Organ Historical Society PC Database (October 30, 2004) the Great and Choir are from Hall & Labagh. It is reported as intact but there is a Gt. stop tongue for a Horn 8' with no Horn pipes in the chamber and no evidence of there ever having been any or a preparation.
- The Swell lists three reeds: Corneopane, Vox Humana and Oboe, but there are only two. There is no Oboe 8. Tom Walters theorizes that the extant Vox Humana was placed in the rack prepared for the Oboe and that in the future a "Vox-in-a-box" chest might be added. The Oboe would then simply swap out with the Vox.

**The Church of the Holy Comforter, Poughkeepsie, NY**  
The following images document the state of the organ as July 2010




**The Great Division**

Showing plaster damage (this division is now under plastic)




Under the arch  
from either side.



**The Great Division (cont.)**



Melodia (behind Choir)



Great stop action (left)



Great magnets and  
back of facade



Some bass pipes & wind conduit

# The Choir Division




Choir pipework



Choir pipework looking up



Choir Clarinet, looking through the tuning bung




Choir tubular-pneumatic tubes (detail)



Chimes (stop is on the Choir division, but they are in the Sw. chamber)



Under the Great & Choir ventil chests




Up-sliding door from Choir box to Great



Looking straight up at back of Choir box



Pneumatic stop action



Choir expression shade mechanism (detail)

## The Swell Division



Pipework from overhead




(Purposely?) damaged pipework




Pipework



Cornopean & expression shades




Same pipework from farther back



Swell junction box and the "Choir" chimes on the right

# The Pedal Division



16' Lieblich Gedackt, left, in the Swell chamber, transmitted to the Pedal



Missing Bourdon pedal pipes



Bourdon Chest



Tubular-pneumatic tubes for upper Bourdon notes



Pedal Bourdon (possibly Hall-Labagh), right

## Power and wind supply




Great wind reservoir



Swell wind reservoir



Swell blower motor & turbine connected, but wind line problem




(Non-working) Swell blower



(Working) Gt-Ch-Ped blower motor



Gt-Ch-Ped blower with no connection to turbine shaft



Four straps are supposed to be attached to both flanges



Gt-Ch-Ped reservoir wind line, offset chest for Gt. Melodia on right, with pipe in foreground



A quick "fix?"